



Serelmetal

www.serelmetal.com



Serelmetal



I N T R O D U C T I O N

Serel Metal Ltd.Sti. is the manufacturer of high quality metal furniture components, mechanisms, legs and accessories.

Our young and enthusiastic development department design new items and find solution for our customers.

Our experienced production department produce with high sensitivity and durability.

Moreover than the items exist here on this catalog, we have produced thousands of different items since now.

Many of these items are our customers' own designs and they are secure with us.

We dont produce metal only, we add value to your products.



MODEL SRL-C10

Wxdxh : 550x550x200 mm
Steel : 8 mm Sheet
Stainless Steel : 1,2 mm Sheet
Finish : Brushed or Powder Paint
Spec : Swivel chair base.
 Dimensional changes are possible.



MODEL SRL-C11

WxDxH : 500x500x220 mm
Steel : 8 mm Sheet and Ø51 Tube
Finish : Chrome or Powder Paint
Spec : Swivel chair base.
 Dimensional changes are possible.



MODEL SRL-C16

WxDxH : 490x490x270 mm
Steel : 8 mm Sheet and Ø51 Tube
Finish : Chrome or Powder Paint
Spec : Swivel chair base.
 Dimensional changes are possible.



MODEL SRL-C17

WxDxH : 610x520x260 mm
Steel : 8 mm Sheet and Ø51 Tube
Finish : Powder Paint
Spec : Fixed position chair leg.



MODEL SRL-C12

WxDxH : 485x485x220 mm
Steel : 8 mm Sheet and Ø51 Tube
Finish : Chrome or Powder Paint
Spec : Swivel chair base.
 Dimensional changes are possible.



MODEL SRL-C14

WxDxH : 510x510x300 mm
Steel : 8 mm Sheet and Ø51 Tube
Finish : Chrome or Powder Paint
Spec : Swivel chair base.
 Dimensional changes are possible.



MODEL SRL-C19

WxDxH : 500x554x445 mm
Steel : 30x15 mm Tube
Finish : Chrome, Brushed or Powder Paint
Spec : 30x15 mm steel tube chair leg.
 Dimensional changes are possible.



MODEL SRL-C20

WxDxH : 440x510x415 mm
Steel : 30x15 mm Tube
Finish : Chrome, Brushed or Powder Paint
Spec : 30x15 mm steel tube chair leg.
 Dimensional changes are possible.



MODEL SRL-C21

WxDxH : 530x530x340 mm
Steel : 8 mm Sheet
Finish : Chrome or Powder Paint
Spec : 8 mm sheet metal chair leg.
 Dimensional changes are possible.



MODEL SRL-C22



MODEL SRL-C23



MODEL SRL-C24



Serelmetal

HANDLES & OTHER ACCESSORIES



MODEL SRL-H10

Wxdxh : 175x18x385 mm
Steel : 6 mm Sheet
Finish : Chrome or Powder Paint
Spec : Handle.
Dimensional changes are possible.



MODEL SRL-H12

WxDxH : 175x16x260 mm
Steel : 4 mm Sheet
Finish : Chrome or Powder Paint
Spec : Handle. Dimensional changes are possible.



MODEL SRL-H11

WxDxH : 50x15x365 mm
Steel : 3 mm Sheet
Finish : Chrome or Powder Paint
Spec : Handle.
Dimensional changes are possible.



MODEL SRL-H20

WxDxH : 450x110x674 mm
Steel : Ø10 mm Bar
Finish : Chrome or Powder Paint
Spec : Sofa headrest. Dimensional changes are possible.

HANDLES & OTHER ACCESSORIES



Serelmetal





MODEL SRL-M10

WxDxH : 630x200x429 mm
Steel : 4 and 6 mm Sheet
Finish : Chrome or Powder Paint
Spec : 2 positions headrest mechanism. Running with gas spring support. Dimensional changes are possible.



MODEL SRL-M11

WxDxH : 140x80x215 mm
Steel : 12 mm Sheet
Finish : Chrome or Powder Paint
Spec : 24 cm horizontal movement backrest and armrest mechanism with lock system.



MODEL SRL-M14

WxDxH : 97x100x215 mm
Steel : 8 mm Sheet
Finish : Galvanized
Spec : 24 cm horizontal movement. Eco backrest and armrest movement mechanism.



MODEL SRL-M15

WxDxH : 85x140x250 mm
Steel : 8 mm Sheet
Finish : Galvanized
Spec : 24 cm horizontal movement with lock system. Eco backrest and armrest movement mechanism.



MODEL SRL-M12

WxDxH : 140x80x285 mm
Steel : 12 mm Sheet
Finish : Chrome or Powder Paint
Spec : 48 cm horizontal movement backrest and armrest mechanism with lock system.



MODEL SRL-M13


WxDxH : 140x100x220 mm
Steel : 8 mm Sheet
Finish : Chrome or Powder Paint
Spec : 24 cm horizontal movement mechanism. Backrest and armrest movement with lock system.



MODEL SRL-M16



MODEL SRL-M17





MODEL SRL-L10

WxDxH : 200x200x120 mm
Steel : 5 mm Sheet
Finish : Powder Paint
Spec : Sofa and bed leg. Dimensional changes are possible.



MODEL SRL-L11

WxDxH : 410x410x120 mm
Steel : 5 mm Sheet
Finish : Powder Paint
Spec : Sofa and bed leg. Dimensional changes are possible.



MODEL SRL-L15

WxDxH : 60x150x170 mm
Steel : 8 mm Sheet
Finish : Chrome or Powder Paint
Spec : Sofa and bed leg. Dimensional changes are possible.



MODEL SRL-L16

WxDxH : 97x10x205 mm
Steel : 10 mm Sheet
Finish : Chrome or Powder Paint
Spec : Sofa and bed support leg. Dimensional changes are possible.



MODEL SRL-L12

WxDxH : 10x425x130 mm
Steel : Ø10 mm Bar
Finish : Chrome or Powder Paint
Spec : Sofa and bed leg. Dimensional changes are possible.



MODEL SRL-L14

WxDxH : 10x168x170 mm
Steel : 10 mm Sheet
Finish : Chrome or Powder Paint
Spec : Sofa and bed leg. Dimensional changes are possible.



MODEL SRL-L17

WxDxH : 915x10x210 mm
Steel : 10 mm Sheet
Finish : Powder Paint
Spec : Sofa and bed leg. Dimensional changes are possible.



MODEL SRL-L18

WxDxH : 163x102x135 mm
Steel : Ø13 mm Tube
Finish : Chrome or Powder Paint
Spec : Sofa and bed leg. Dimensional changes are possible.



MODEL SRL-L19

WxDxH : 100x40x135 mm
Steel : Ø13 mm Tube
Finish : Chrome or Powder Paint
Spec : Sofa and bed leg. Dimensional changes are possible.



MODEL SRL-L20

WxDxH : 190x190x175 mm.
Steel : 20x20 mm Tube
Finish : Chrome or Powder Paint
Spec : Sofa and bed leg. Dimensional changes are possible.



MODEL SRL-L23

WxDxH : 50x220x120 mm
Steel : 6 mm Sheet
Finish : Chrome or Powder Paint
Spec : Sofa and bed leg. Dimensional changes are possible.



MODEL SRL-L24

WxDxH : 150x64x50 mm
Steel : Ø32 mm Tube
Finish : Chrome or Powder Paint
Spec : Sofa and bed leg. Dimensional changes are possible.



MODEL SRL-L21

WxDxH : 50x200x86 mm
Steel : 8 mm Sheet
Finish : Chrome or Powder Paint
Spec : Sofa and bed leg. Dimensional changes are possible.



MODEL SRL-L22

WxDxH : 192x192x60 mm
Steel : 2 mm Sheet
Finish : Chrome or Powder Paint
Spec : Sofa and bed leg. Dimensional changes are possible.



MODEL SRL-L25

WxDxH : 136x136x125 mm
Steel : 2 mm Sheet
Finish : Chrome or Powder Paint
Spec : Sofa and bed leg. Dimensional changes are possible.



MODEL SRL-L26

WxDxH : 60x60x123 mm
Steel : 2 mm Sheet
Finish : Chrome or Powder Paint
Spec : Sofa and bed leg. Dimensional changes are possible.



MODEL SRL-L27

WxDxH : 60x80x80 mm
Steel : Ø10 mm Tube
Finish : Chrome or Powder Paint
Spec : Sofa and bed leg. Dimensional changes are possible.



MODEL SRL-L28

WxDxH : 120x120x120 mm
Steel : 8 mm Sheet
Finish : Chrome or Powder Paint
Spec : Sofa and bed leg. Dimensional changes are possible.



MODEL SRL-L31

WxDxH : 80x80x200 mm
Steel : Ø21 mm Tube
Finish : Chrome or Powder Paint
Spec : Sofa and bed leg. Dimensional changes are possible.



MODEL SRL-L32

WxDxH : 160x40x120 mm
Steel : Ø20 mm Tube
Finish : Chrome or Powder Paint
Spec : Sofa and bed leg. Dimensional changes are possible.



MODEL SRL-L29

WxDxH : 250x250x200 mm
Steel : 10 mm Sheet
Finish : Chrome or Powder Paint
Spec : Sofa and bed leg. Dimensional changes are possible.



MODEL SRL-L30

WxDxH : 60x60x123 mm
Steel : Ø42 mm Tube
Finish : Chrome or Powder Paint
Spec : Sofa and bed leg. Dimensional changes are possible.



MODEL SRL-L33

WxDxH : 200x200x37 mm
Steel : Ø32 mm Tube
Finish : Chrome or Powder Paint
Spec : Sofa and bed leg. Dimensional changes are possible.



MODEL SRL-L34

WxDxH : 80x60x100 mm
Steel : 8 mm Sheet
Finish : Chrome or Powder Paint
Spec : Sofa and bed leg. Dimensional changes are possible.



MODEL SRL-L35

WxDxH : 70x180x175 mm
Steel : 10 mm Sheet
Finish : Chrome or Powder Paint
Spec : Sofa and bed leg. Dimensional changes are possible.



MODEL SRL-L36

WxDxH : 205x205x100 mm
Steel : 2 mm Sheet
Finish : Chrome or Powder Paint
Spec : Sofa and bed leg. Dimensional changes are possible.



MODEL SRL-L37

WxDxH : 190x204x165 mm
Steel : 10 mm Sheet
Finish : Chrome or Powder Paint
Spec : Sofa and bed leg. Dimensional changes are possible.



MODEL SRL-L38

WxDxH : 177x177x174 mm
Steel : 3 mm Sheet
Finish : Chrome or Powder Paint
Spec : Sofa and bed leg. Dimensional changes are possible.





MODEL SRL-T10

WxDxH : 525x525x380 mm
Steel : 10 mm Sheet and Ø51 Tube
Finish : Chrome or Powder Paint
Spec : Table leg. Dimensional changes are possible.



MODEL SRL-T11

WxDxH : 420x420x500 mm
Steel : 2 mm Sheet
Finish : Powder Paint
Spec : Table leg. Different patterns are available.



MODEL SRL-T14

WxDxH : 400x400x550 mm
Steel : 15x15 mm Tube
Finish : Powder Paint or Chrome
Spec : Table leg. Dimensional changes are possible.



MODEL SRL-T15

WxDxH : 505x505x395 mm
Steel : Ø51 Tube and 12 mm Sheet
Finish : Powder Paint
Spec : Knock-down table leg. Dimensional changes are possible.



MODEL SRL-T12

WxDxH : 840x840x500 mm
Steel : 2 mm Sheet
Finish : Antique Copper or Powder Paint
Spec : Table leg. Different patterns are available.



MODEL SRL-T13

WxDxH : 100x100x706 mm
Steel : 5 mm Sheet
Finish : Powder Paint
Spec : Table leg. Dimensional changes are possible.



MODEL SRL-T16

WxDxH : 480x480x500 mm
Steel : 2 mm Sheet
Finish : Powder Paint
Spec : Conical table leg. Different patterns are available.



MODEL SRL-T17

WxDxH : 420x420x500 mm
Steel : 2 mm Sheet
Finish : Powder Paint
Spec : Table leg. Different patterns are available.



MODEL SRL-T18

WxDxH : 1020x1020x500 mm

Steel : 2 mm Sheet

Finish : Powder Paint

Spec : Table leg. Different patterns are available.



MODEL SRL-T19

WxDxH : 1200x600x320 mm

Steel : 25x25 mm Tube

Finish : Chrome or Powder Paint

Spec : Knock-down table leg. Dimensional changes are possible.



MODEL SRL-T22

WxDxH : 450x60x455 mm

Steel : 40x60 Tube

Finish : Chrome or Powder Paint

Spec : Table leg. Dimensional changes are possible.



MODEL SRL-T23

WxDxH : 600x80x700 mm

Steel : 40x80 Tube

Finish : Chrome or Powder Paint

Spec : Table leg. Dimensional changes are possible.



MODEL SRL-T20

WxDxH : 690x690x710 mm

Steel : 8 mm Sheet and Ø51 Tube

Finish : Chrome or Powder Paint

Spec : Table leg. Dimensional changes are possible.



MODEL SRL-T21

WxDxH : 700x700x1062 mm

Steel : 12 mm Sheet and Ø76 Tube

Finish : Chrome or Powder Paint

Spec : Table leg. Dimensional changes are possible.



MODEL SRL-T24

WxDxH : 360x50x405 mm

Steel : 5 mm Sheet

Finish : Powder Paint

Spec : Table leg. Dimensional changes are possible.



MODEL SRL-T25

WxDxH : 792x792x650 mm

Steel : 12 mm Sheet and Ø110 Tube

Finish : Powder Paint

Spec : Table leg. Dimensional changes are possible.



MODEL SRL-T26

WxDxH : 300x500x510 mm
Steel : 20x20 mm Tube
Finish : Chrome or Powder Paint
Spec : Table leg. Dimensional changes are possible.



MODEL SRL-T27

WxDxH : 450x450x599 mm
Steel : 20x20 mm Tube and 4 mm Sheet
Finish : Chrome or Powder Paint
Spec : Table leg. Dimensional changes are possible.



MODEL SRL-T30

WxDxH : 310x10x310 mm
Steel : Ø10 mm Bar
Finish : Chrome or Powder Paint
Spec : Table leg. Dimensional changes are possible.



MODEL SRL-T31

WxDxH : 300x300x350 mm
Steel : Ø10 mm Bar
Finish : Chrome or Powder Paint
Spec : Table leg. Dimensional changes are possible.



MODEL SRL-T28

WxDxH : 600x600x750 mm
Steel : Ø60 mm Tube and 2 mm Sheet
Finish : Chrome or Powder Paint
Spec : Table leg. Dimensional changes are possible.



MODEL SRL-T29

WxDxH : 600x80x700 mm
Steel : 40x80 mm Tube
Finish : Chrome or Powder Paint
Spec : Table leg. Dimensional changes are possible.



MODEL SRL-T32

WxDxH : 450x450x410 mm
Steel : Ø10 mm Bar
Finish : Chrome or Powder Paint
Spec : Table leg. Dimensional changes are possible.



MODEL SRL-T33

WxDxH : 300x380x870 mm
Steel : 8 mm Sheet
Finish : Powder Paint
Spec : Table leg. Dimensional changes are possible.



MODEL SRL-T34

WxDxH : 550x550x700 mm
Steel : 8 mm Sheet
Finish : Powder Paint
Spec : Table leg. Dimensional changes are possible.




Serelmetal



SOFA BED FRAMES

SOFA BED FRAMES

MODEL SRL-F10



MODEL SRL-F13

MODEL SRL-F11



MODEL SRL-F14

MODEL SRL-F12



MODEL SRL-F16

SOFA BED FRAMES

SOFA BED FRAMES

MODEL SRL-F17

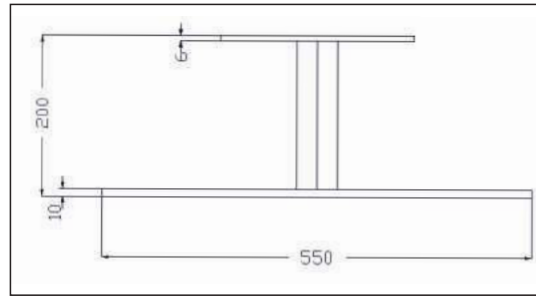


MODEL SRL-F18

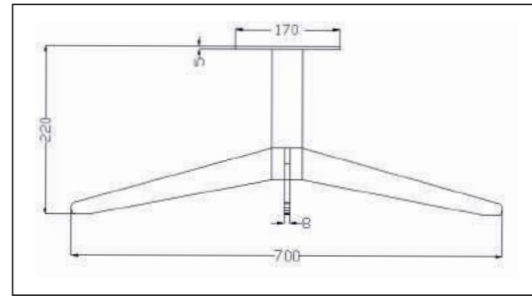


Serelmetal

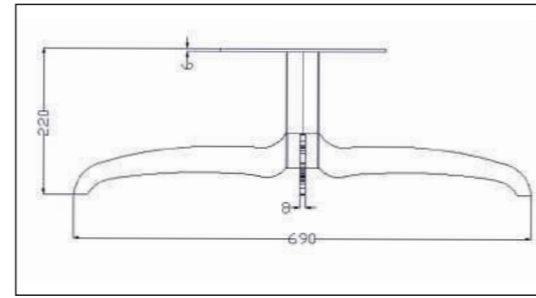




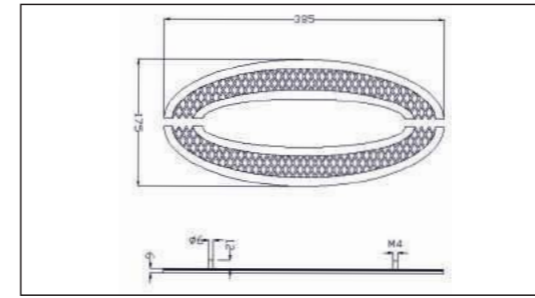
MODEL SRL-C10



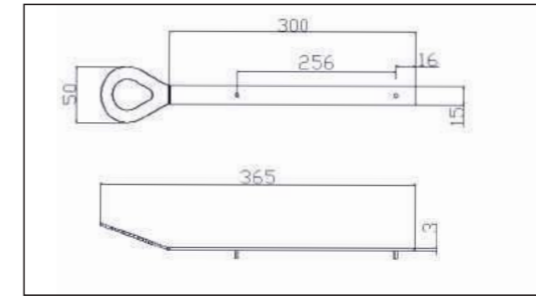
MODEL SRL-C11



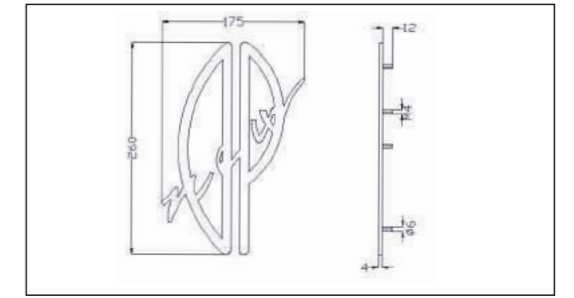
MODEL SRL-C12



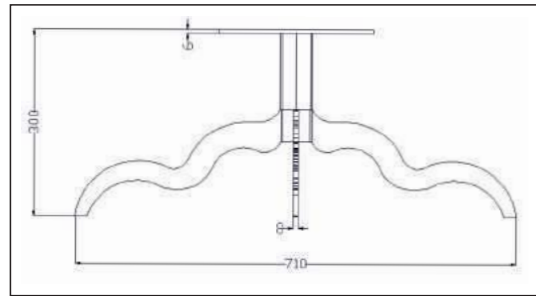
MODEL SRL-H10



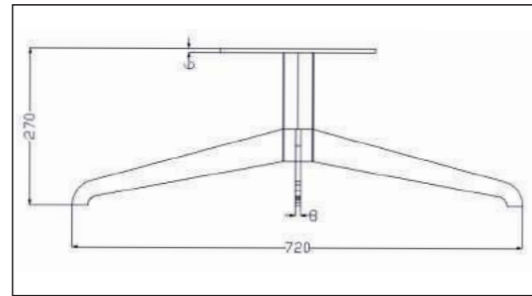
MODEL SRL-H11



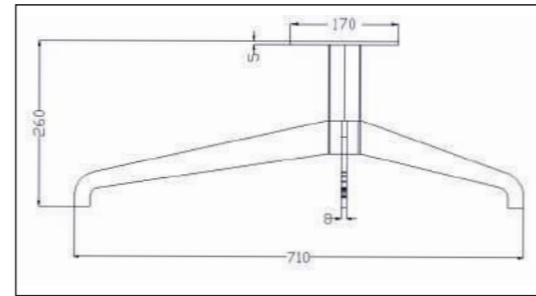
MODEL SRL-H12



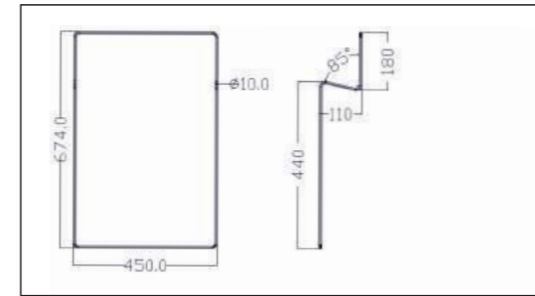
MODEL SRL-C14



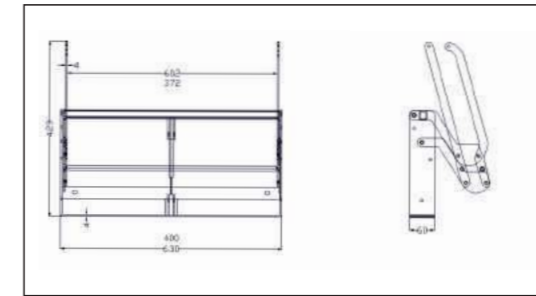
MODEL SRL-C16



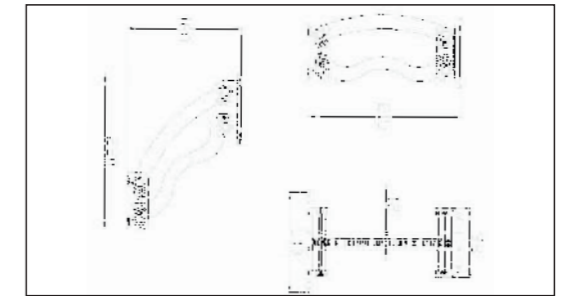
MODEL SRL-C17



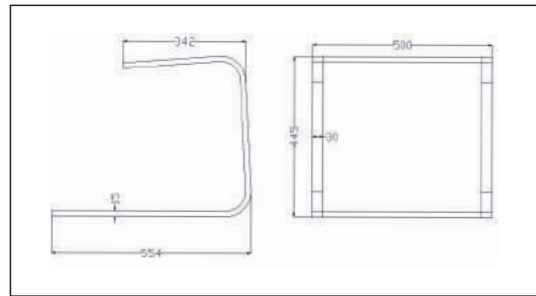
MODEL SRL-H20



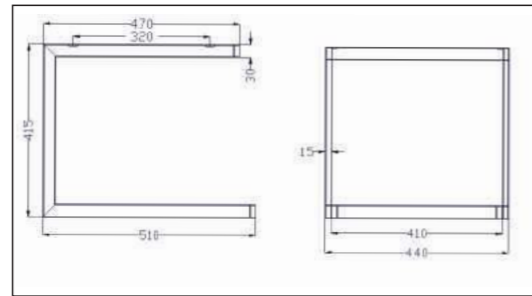
MODEL SRL-M10



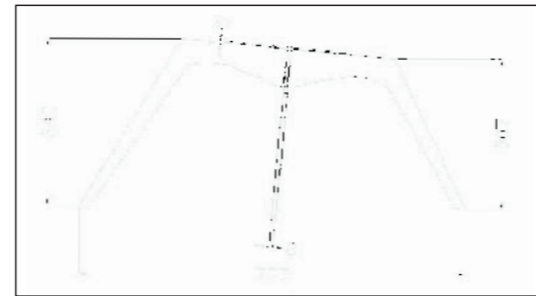
MODEL SRL-M11



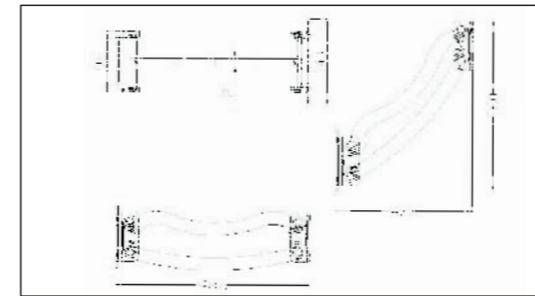
MODEL SRL-C19



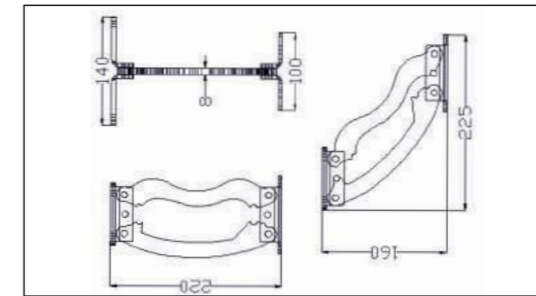
MODEL SRL-C20




MODEL SRL-C21



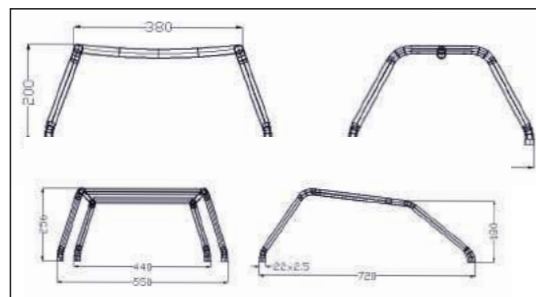
MODEL SRL-M12



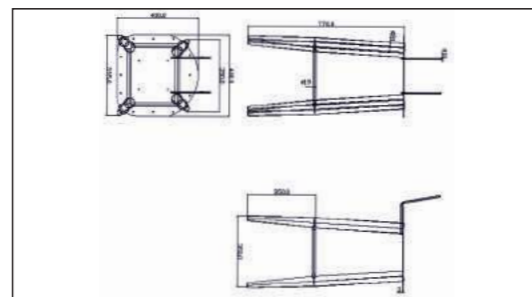
MODEL SRL-M13



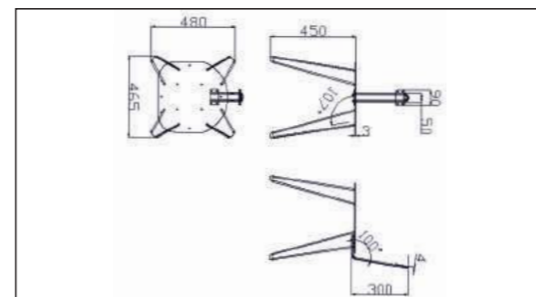
MODEL SRL-M14



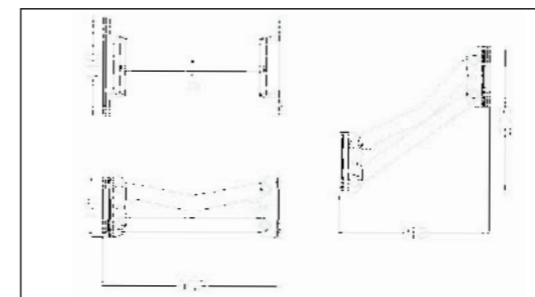
MODEL SRL-C22



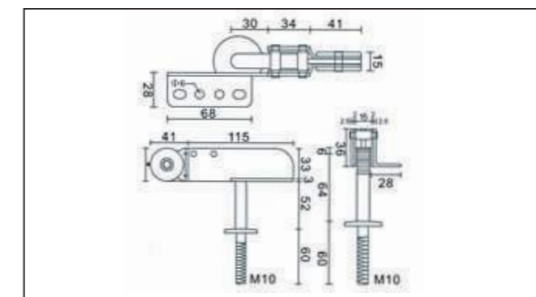
MODEL SRL-C23



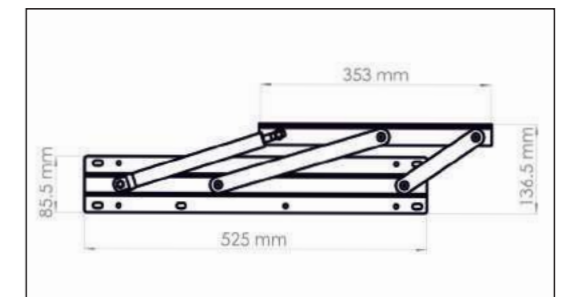
MODEL SRL-C24



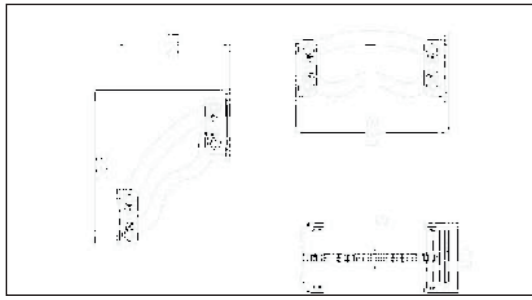
MODEL SRL-M15



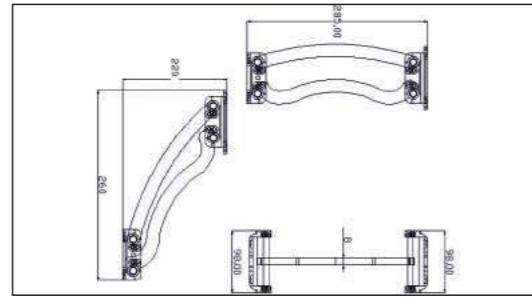
MODEL SRL-M16



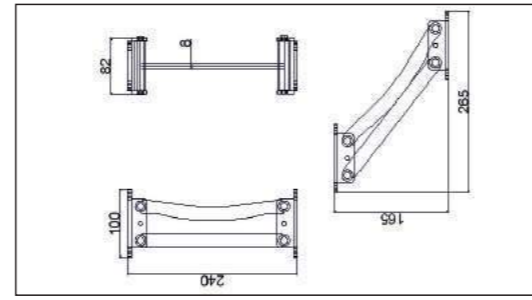
MODEL SRL-M17




MODEL SRL-M18



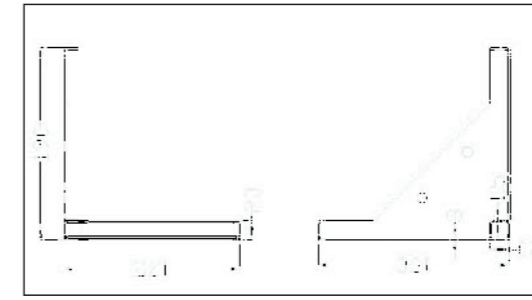
MODEL SRL-M19



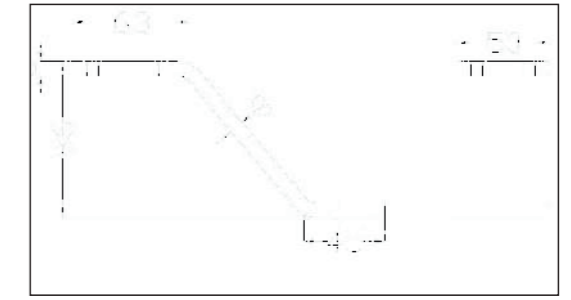
MODEL SRL-M20



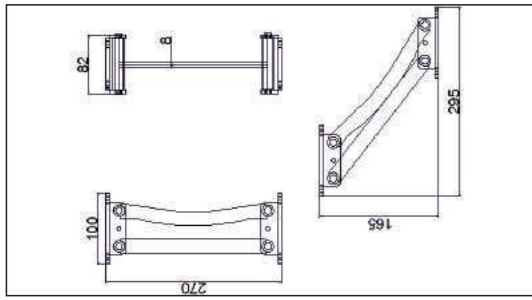
MODEL SRL-L19



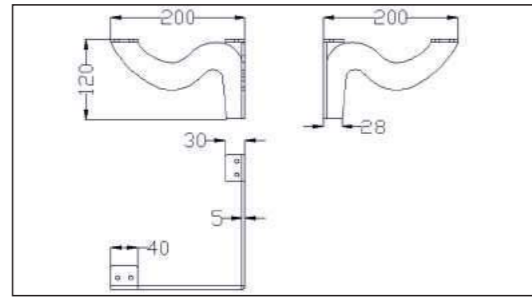
MODEL SRL-L20



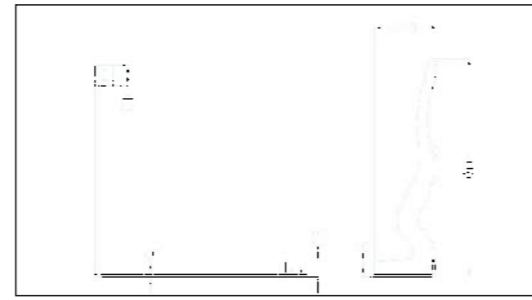
MODEL SRL-L21



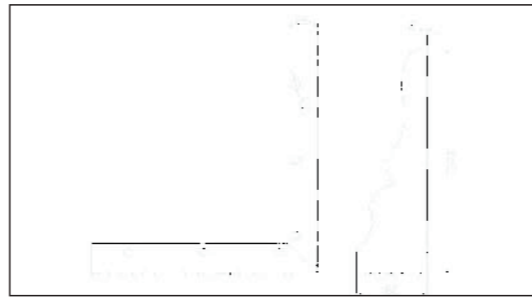
MODEL SRL-M21



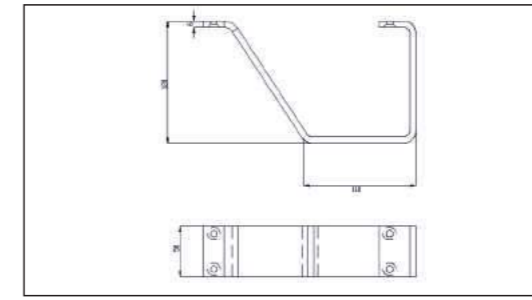
MODEL SRL-L10



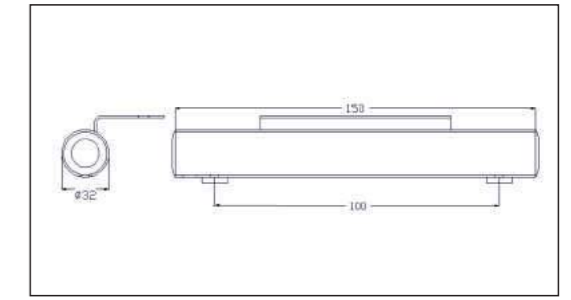
MODEL SRL-L11



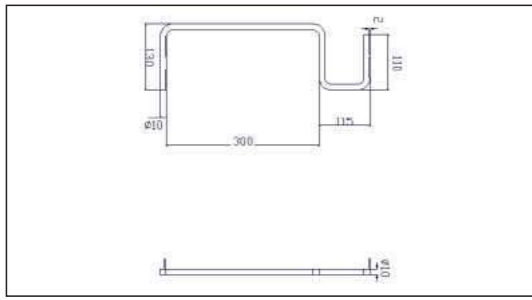
MODEL SRL-L22



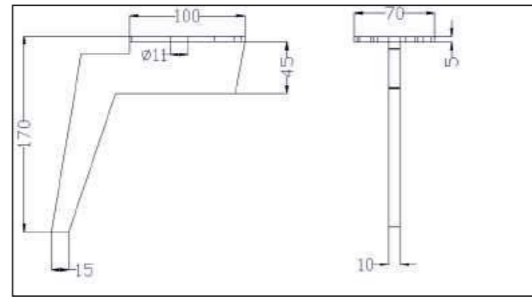
MODEL SRL-L23



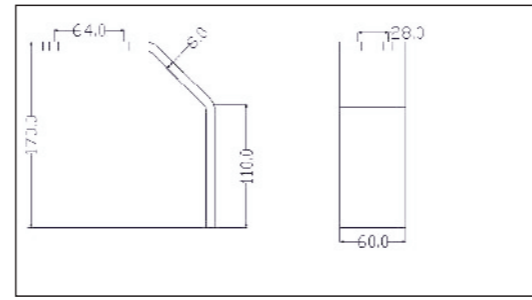
MODEL SRL-L24



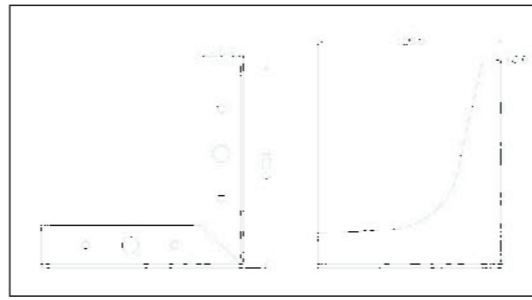
MODEL SRL-L12



MODEL SRL-L14



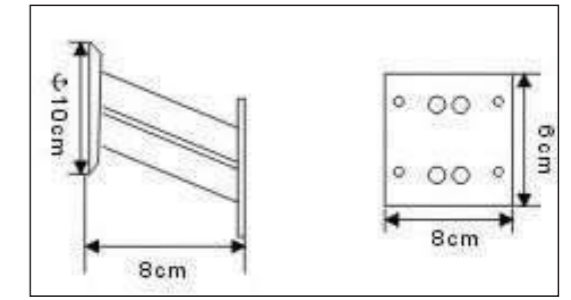
MODEL SRL-L15



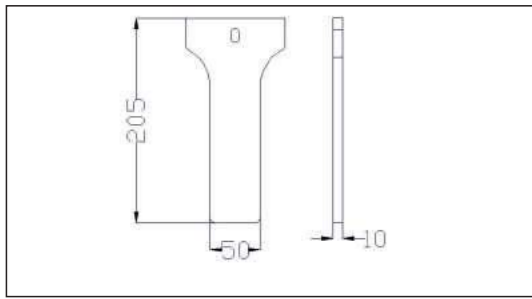
MODEL SRL-L25



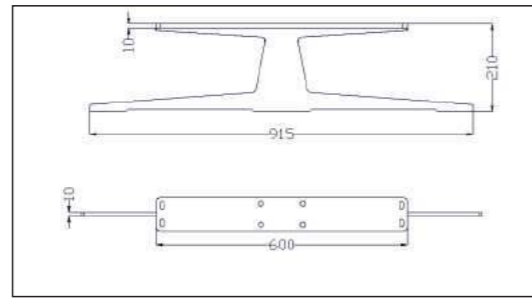
MODEL SRL-L26



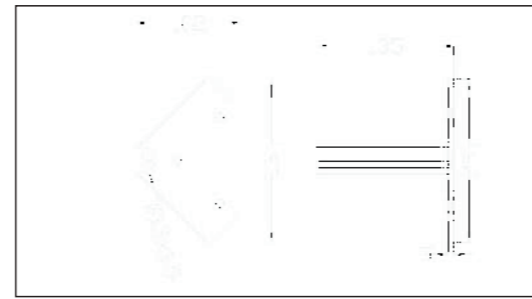
MODEL SRL-L27




MODEL SRL-L16



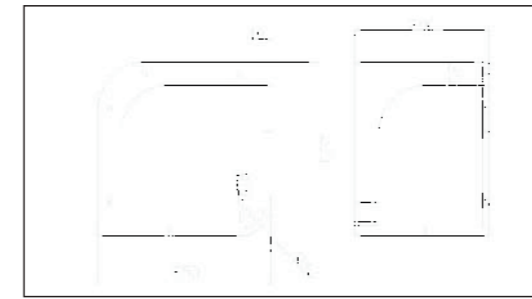
MODEL SRL-L17



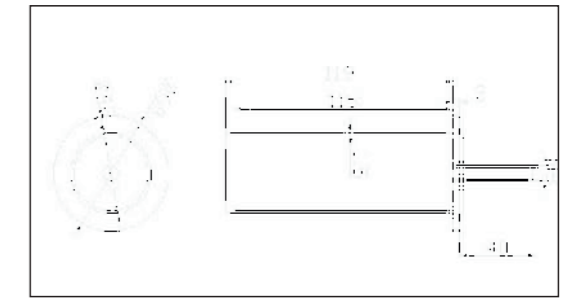
MODEL SRL-L18




MODEL SRL-L28



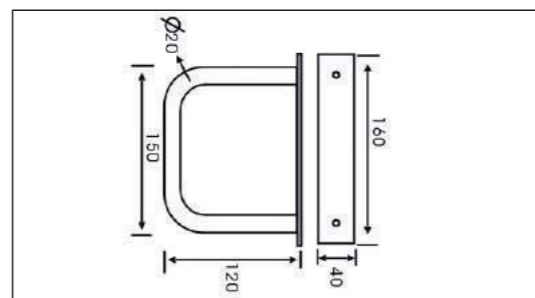
MODEL SRL-L29



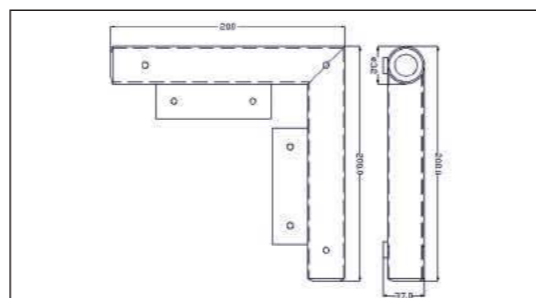
MODEL SRL-L30



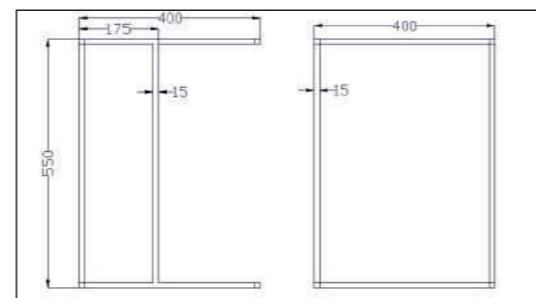
MODEL SRL-L31



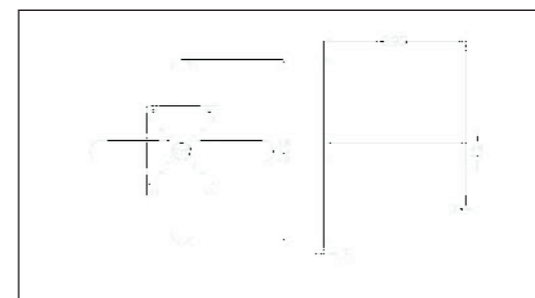
MODEL SRL-L32




MODEL SRL-L33



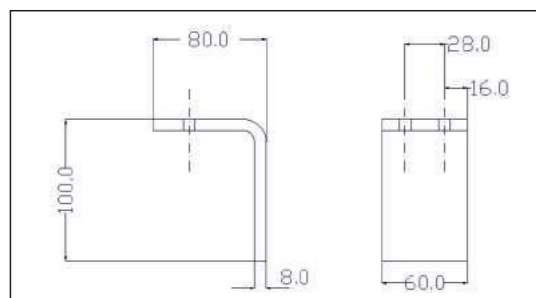
MODEL SRL-T14



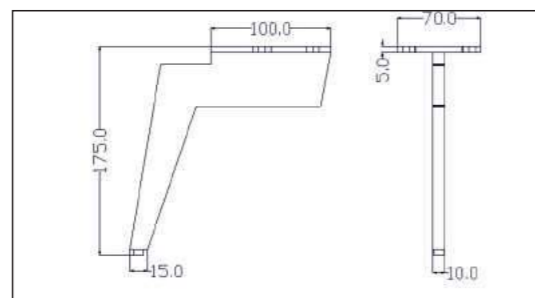
MODEL SRL-T15



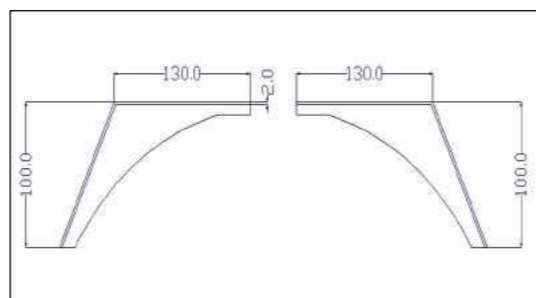
MODEL SRL-T16



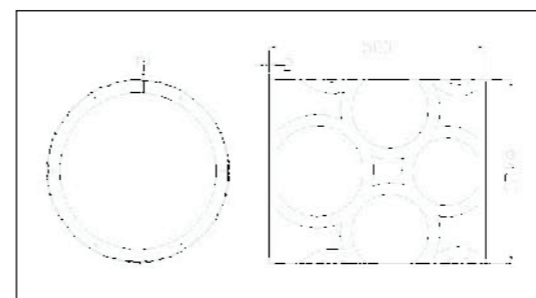
MODEL SRL-L34




MODEL SRL-L35



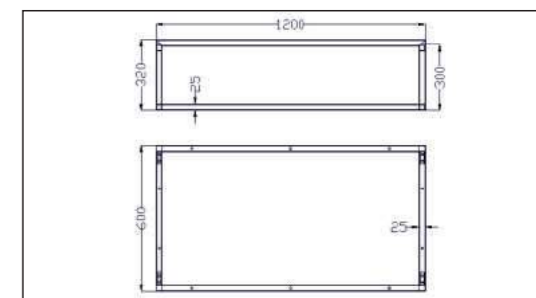
MODEL SRL-L36



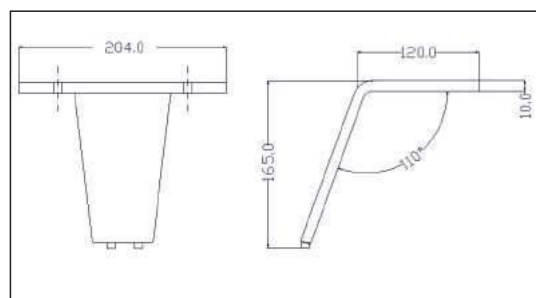
MODEL SRL-T17



MODEL SRL-T18



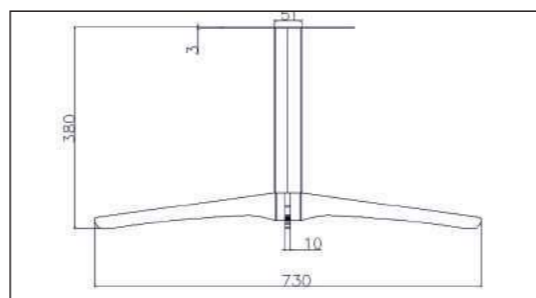
MODEL SRL-T19



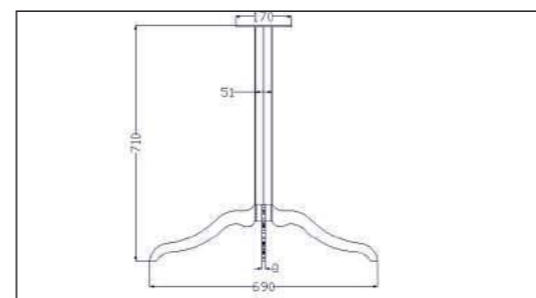
MODEL SRL-L37



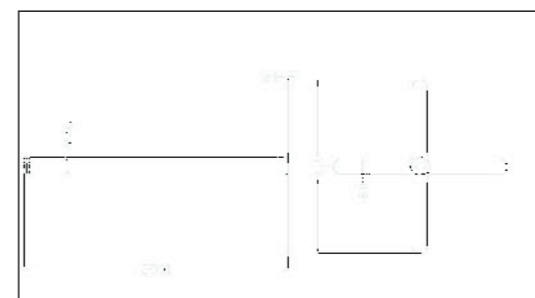
MODEL SRL-L38



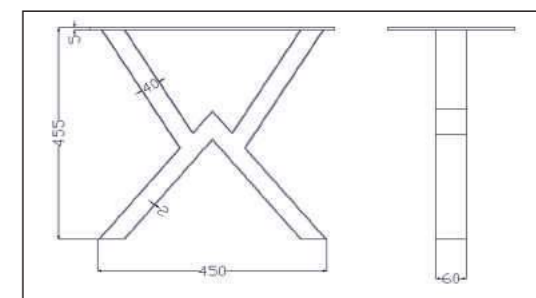
MODEL SRL-T10



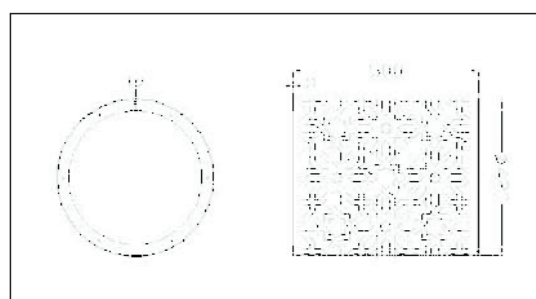
MODEL SRL-T20




MODEL SRL-T21



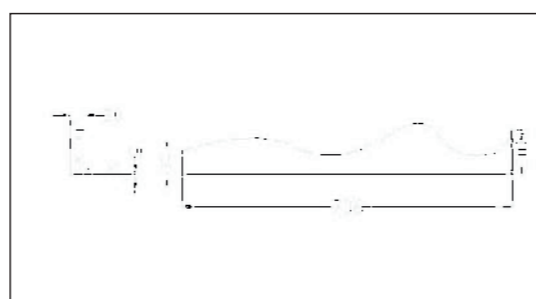
MODEL SRL-T22



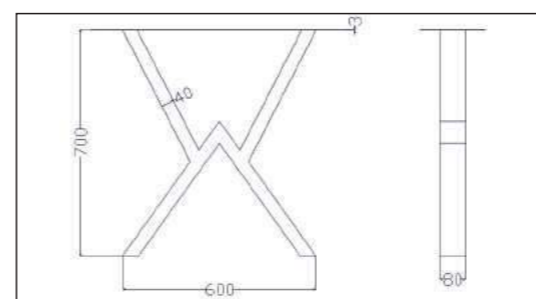
MODEL SRL-T11



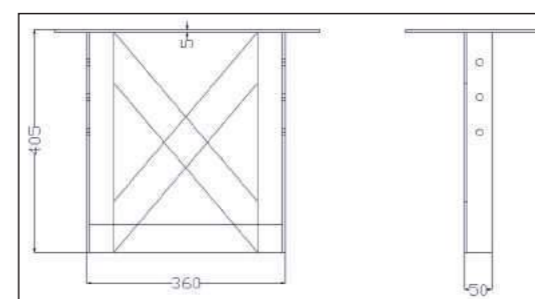
MODEL SRL-T12



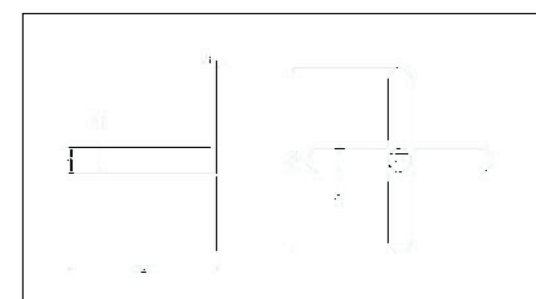
MODEL SRL-T13



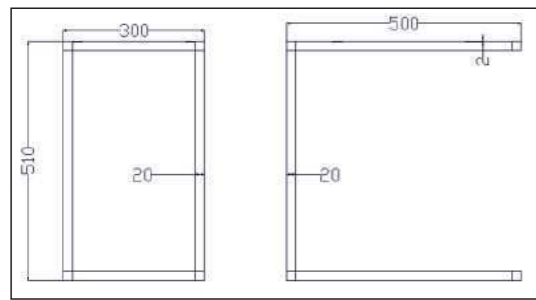
MODEL SRL-T23




MODEL SRL-T24



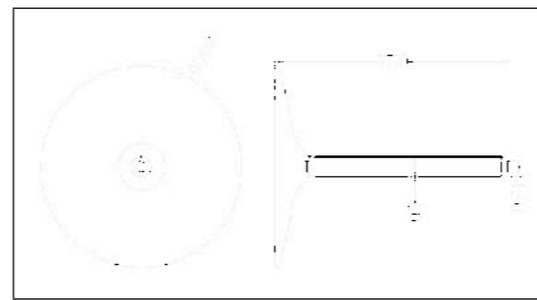
MODEL SRL-T25



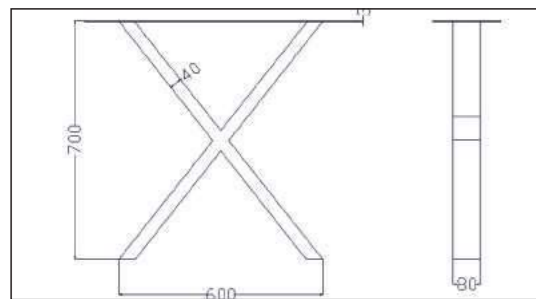
MODEL SRL-T26



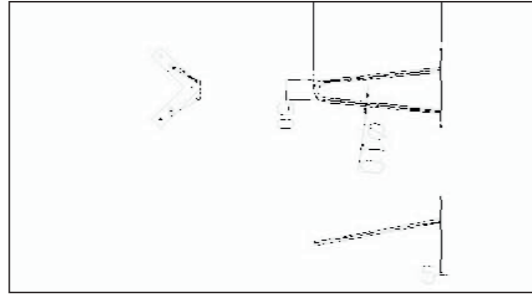
MODEL SRL-T27



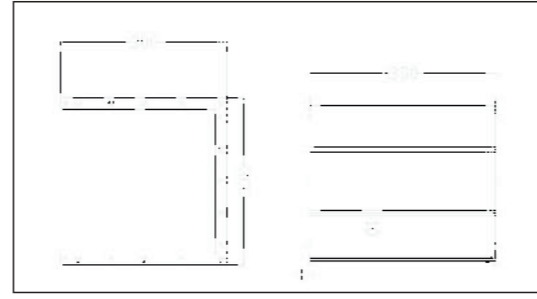
MODEL SRL-T28



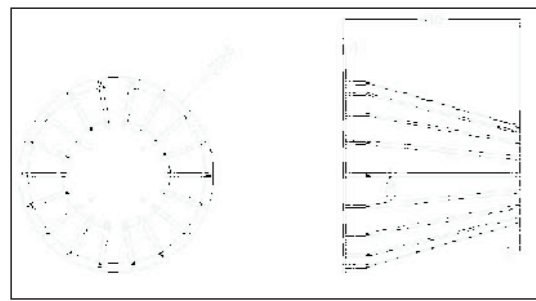
MODEL SRL-T29



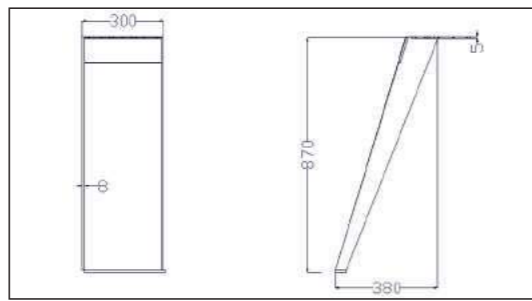
MODEL SRL-T30




MODEL SRL-T31



MODEL SRL-T32



MODEL SRL-T33



MODEL SRL-T34





Serelmetal

www.serelmetal.com

Yenicek y Mh. Necip Fazıl Cad. No: 22 İneg l / BURSA
Phone : +90 224 711 19 18 Fax : +90 224 711 19 18
export@serelmetal.com www.serelmetal.com